



IGLOO **TECHNICAL SPECIFICATION**

Igloo is suitable for a variety of performance spaces. It can be performed in studio theatres, with our full lighting design, but it could also work well in community venues & village halls, using either general cover lighting or no theatre lighting at all. Even if theatre lighting is not being used, we will still require rigging points above the central performance area, for our fabric drop. The minimum rigging height for this is 4m. Please see full technical specifications below & speak to our Artistic Director about any technical restrictions that your venue might have.

I STAFFING

- 1.1 The venue should provide a minimum of one LX / Sound technician & two Stage crew for get-in, fit-up & get-out. Detailed crew call can be provided by *Travelling Light* Production Manager.
- 1.2 All lighting and sound cues will be operated by *Travelling Light's* touring Stage Manager.
- 1.3 If the Fabric Drop line can be run to the lighting & sound control position, there will be no on-stage cues. If not, we will require one member of crew to operate the Fabric Drop at the end of each performance (see note 3.6).
- 1.4 We will require three ushers to be present for the duration of each performance (from the time that the house opens until the house is clear, post-show). Two ushers will be required to stay in the performance space & one usher will be located outside the audience entrance, to assist late-comers & any audience members who need to leave the space. Please see Usher's Briefing Sheet attached. Two ushers will be required to help with resetting the space, after each performance (see note 2.3).

2 SCHEDULE

- 2.1 Get-in time and crew calls to be confirmed between Resident Technical Manager and *Travelling Light* Production Manager. Where the Resident Manager is providing a pre-rig, *Travelling Light* will usually need a minimum of 8 hours (excluding breaks) to get-in, prior to the house opening for the first performance. If a pre-rig is not provided we will require an extra call with sufficient time & crew to rig prior to the agreed get-in time.
- 2.2 The get-out will take 2 hours. This does not include de-rigging venue lighting equipment.
- 2.3 The Performers will require 30 mins warm up time on set prior to the house opening for each performance.
- 2.4 The Stage Manager & Performers will require 15 minutes to re-set the performance area once the house is clear, after each performance. We will require two ushers to assist with clearing any rubbish & vacuuming the performance area during this time.
- 2.5 The Performers will be pre-set, on-stage (asleep), prior to the house opening. The house should open 5 minutes before the scheduled start time of the performance.

IGLOO TECH SPEC CONTINUED

3 PERFORMANCE AREA

3.1 The minimum venue size for *Igloo* is 10m x 10m, wall to wall. This needs to be a completely clear space with a level floor. The performance space & audience seating area will all fit within this space. The minimum grid height required is 4m from the floor to the underside of lighting bars. Please see diagram below for required rigging positions.

3.2 The seating arrangement is 'in-the-round'. The audience will be seated on the floor & on low benches (30cm high). A small number of 45cm high stools can be made available for any audience members with mobility issues. We do not require the venue to provide any seating, as the carpet, benches & stools are part of the touring set. We have capacity for a total of 70 people. This total includes all babies, children & adults.

3.3 The area behind the benches & the entrances between benches, will need to be kept completely clear of bags & coats, for emergency exits & to enable performers to pass behind the audience during the action. It is therefore necessary that the venue provides storage space for coats, bags, buggies & car seats, outside of the studio space.

3.4 The set will consist of a circular carpet (8m diameter – toured in two halves); eight wooden benches (2m long x 40cm deep x 30cm high); a 3m wide fabric drop (same construction as a snow bag, with 5m long streamers of fabric attached inside the cradle); a wooden window frame (1m x 1m); a practical pendant ceiling lamp; 25 x small, circular, rag rugs & a large gold cushion.

3.5 The practical lamp will need to be rigged directly above the centre of the performance space. We will require one bar to rig this from. Please see diagram below for rigging position.

3.6 The fabric drop will need to be rigged above the performance space, slightly off-centre. We will require two bars to rig this from. These will need to be rigged at a minimum height of 4m. Please see diagram below for rigging position. If lines can be run to the LX control point, this can be operated by the Stage Manager. If this is not possible, we will require one technician to operate the drop, at the end of each performance. We will provide all pulleys & line required.

3.7 The window frame will need to be rigged in one corner of the room, just behind the audience seating. We will require one bar for this. Please see diagram below for rigging position. We will provide steel drift lines & fixings.

3.8 The carpet will need to be stuck down with low-tack carpet tape, which we will supply.

3.9 The set is constructed from class #1/inherently flame retardant materials.

4 LIGHTING

4.1 Where stage lighting is being used *Travelling Light* will either require a full pre-rig to be completed prior to our arrival, or an extra call with sufficient time & crew to rig prior to the agreed get-in time. Please see 1.1, 1.2 & 2.1 above regarding staffing & schedule.

4.2 We will supply a lighting plan. Please refer to this for positions and types of lantern. We tour all lighting gel, but please supply if available at no cost from stock. It is imperative that the venue Lighting Technician speaks with our Production Manager, before pre-rigging, to clarify any queries as to position and/or equipment substitution.

IGLOO TECH SPEC CONTINUED

4.3 We will be touring the following practical lighting as part of our set: a practical pendant ceiling lamp (see note 3.5); rope light, to be taped to venue floor around the circumference of our carpet (using clear dancefloor tape); LED strip attached to the window frame. All of these practicals will need to be run through your lighting desk, so will need to be plugged in to dimmers.

4.4 All of Travelling Light's electrical equipment holds a current PAT test certificate.

4.5 We tour all gel required, but please supply from your stock, if available at no cost.

5 SOUND

5.1 All music for *Iglou* is pre-recorded & all sound cues are programmed into Qlab, which is run from our mac. We will be touring our own mac & monitor, but will need to run sound through your PA (amp, speakers & mixing desk). We will need four separate output channels for the speakers.

5.2 We & will require 4 x full range speakers. These should be rigged in each corner of the room (either flown or on stands). Please discuss with our Production Manager prior to get in.

5.3 All of Travelling Light's electrical equipment holds a current PAT test certificate.

6 WARDROBE

6.1 We will require one dressing room to accommodate two female dancers. It should be warm & well-lit with tables, mirrors, costume rail and drinking water.

6.2 We will need access to laundry facilities (washing machine & tumble dryer).

7 OTHER

7.1 The performance space & dressing room temperature must stay between 18.3°C & 24°C.

7.2 Please provide parking for one long wheel base van. Exact size TBC.

7.3 The running time of the show will be 30 mins with NO interval.

7.4 There are no naked flames, pyrotechnics, strobes or other special effects.

7.6 We will require ushers to be seated close to the performance area to quickly re-seat any children who might venture onto the stage. One of the ushers will need to be seated on the bench to the right of the main audience entrance, to hold a scarf, as part of the performance. Please see attached ushers briefing notes for details of required duties.

7.4 *Travelling Light's* Stage Manager will do a short welcome speech for the audience, prior to the house opening for each performance.

8 CONTACTS

Production Manager

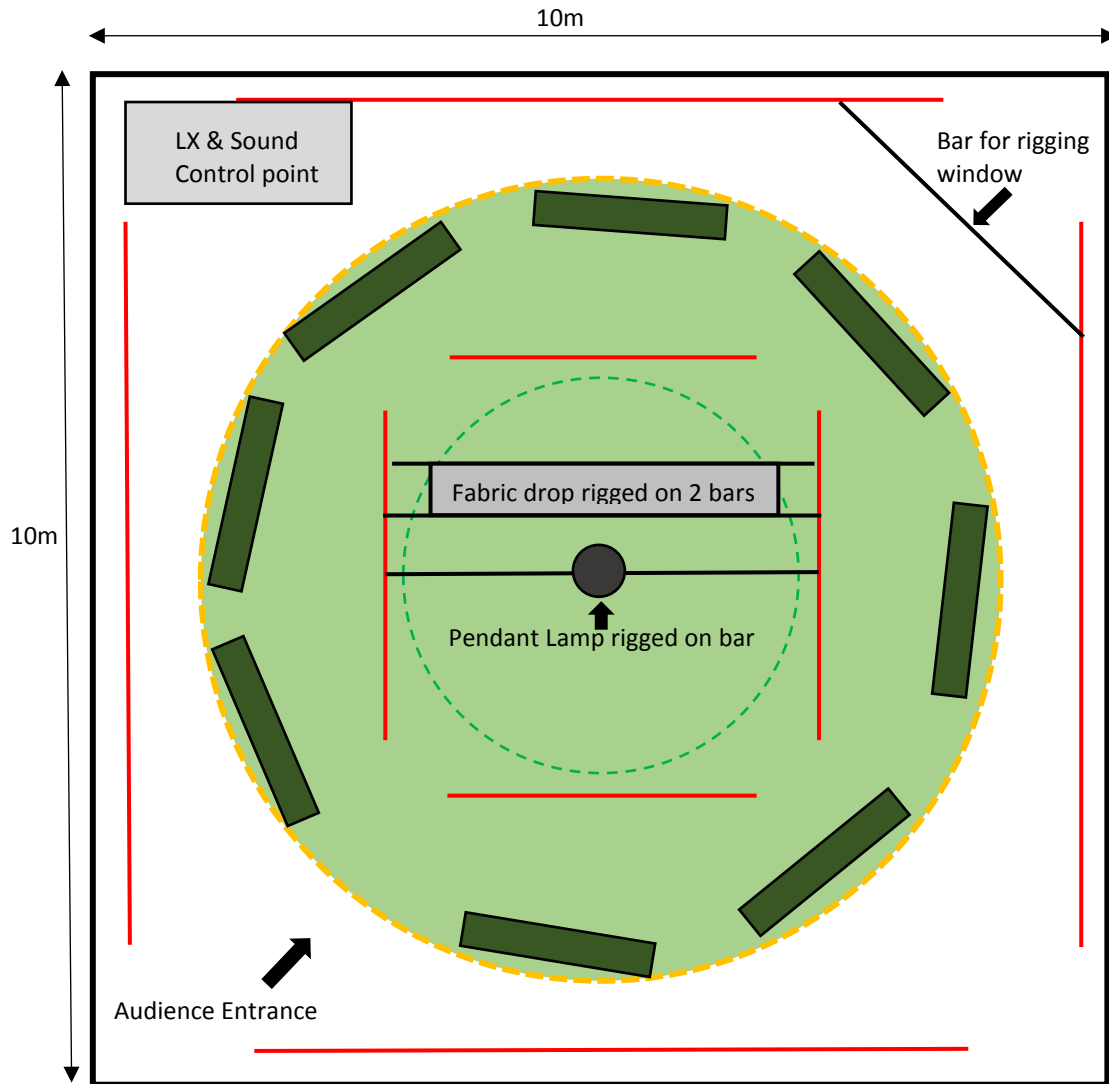
Jo Woodcock Tel: 0117 377 3165 / 0777 190 4769 (mob)
jo@travellinglighttheatre.org.uk

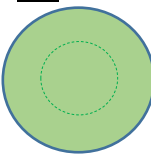




Artistic Director / booking contact

Heidi Vaughan Tel: 0117 377 3164
heidi@travellinglighttheatre.org.uk

IGLOO TECH SPEC CONTINUED

Diagram showing rigging points – Scale 1:75 @ A4



KEY	
	<p>Carpet (performance area in centre seating area outside dotted line).</p>
	<p>Lighting Bars</p>
	<p>Bars for rigging set items</p>
	<p>Rope Light</p>
	<p>Bench</p>

